

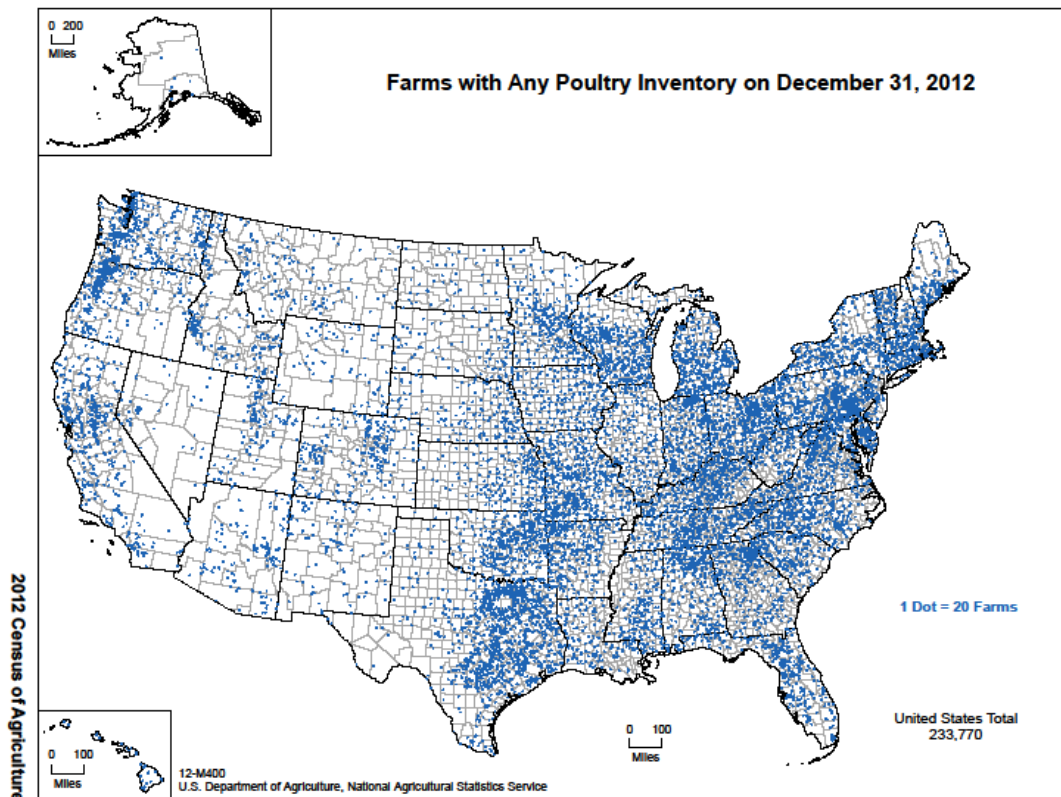


# Fact Sheet

1400 Independence Ave. SW  
Washington, DC 20250  
Voice 800.727.9540  
Email: [nass@nass.usda.gov](mailto:nass@nass.usda.gov)  
Web: [www.nass.usda.gov](http://www.nass.usda.gov)

## USDA POULTRY PRODUCTION DATA *May 2015*

The most recent Census of Agriculture reported 233,770 poultry farms in the United States in 2012. In 2014, the U.S. poultry industry produced 8.54 billion broilers, 99.8 billion eggs, and 238 million turkeys. The combined value of production from broilers, eggs, turkeys, and the value of sales from chickens in 2014 was \$48.3 billion, up 9 percent from \$44.4 billion in 2013. This fact sheet provides an overview of the official data available for poultry production in the United States and how to access the information.



Download: [High resolution PDF](#) | [GIF](#)

## POULTRY STATISTICS

The USDA National Agricultural Statistics Service (NASS) collects data on poultry production in the United States through its ongoing survey programs as well as through the Census of Agriculture conducted every five years. Publications are available in txt, pdf, csv format, and select maps. The data can also be accessed through the Quick Stats database (<http://quickstats.nass.usda.gov>).

NASS provides comprehensive annual data on many aspects of the industry, as well as up-to-date monthly or weekly hatchery, slaughter, and cold storage information:

*[Hatchery Production Annual Summary](#)*. This report contains U.S. hatchery data on the number of broiler-type chicks hatched monthly in 19 selected states and the United States; egg-type chicks hatched monthly in the United States; number of eggs in incubators on the first of each month by region and the United States; broiler chicks placed and eggs set by week for the 19 states and the United States; turkey poults placed, turkey eggs in incubators, and turkey poults hatched each month in the United States.

*[Poultry Production and Value](#)*. Annual. This report provides data on production and value for commercial broilers, eggs, turkeys raised, and chickens sold by states and totals for the United States.

*[Turkeys Raised](#)*. Annual. This report provides data on the number of turkeys raised and intended to be raised in major states and totals for the United States.

Regular updates are available on the following:

- *[Chickens and Eggs](#)*. Monthly. The number of layers on hand, eggs per 100 layers and total eggs produced during preceding month by type of flock by major states and totals for the United States; pullets added and layers disposition; layers molted and molt completed; U.S. commercial hatchery data on chicks hatched; number of eggs in incubators; number of intended pullet chicks for hatchery supply stocks.
- *[Turkey Hatchery](#)*. Monthly. Total U.S. number of turkey eggs in incubators on first of current month and poults placed during preceding month, including previous month revisions.
- *[Poultry Slaughter](#)*. Monthly. Number of head and live weight of chickens, turkeys, ducks and other poultry slaughtered under Federal inspection. Also included are average live weights, pounds certified, and both ante-mortem and post-mortem condemnations. Data for young chickens and young turkeys are shown for selected states.
- *[Cold storage](#)*. Monthly. Regional and national end-of-month stocks of meats, dairy products, poultry products, fruits, nuts, and vegetables in public, private and semi-private refrigerated warehouses.
- *[Egg Products](#)*. Monthly. Federally inspected, shell eggs broken, form in which broken.

- [\*Broiler Hatchery\*](#). Weekly. Number of broiler chicks placed and eggs set for the previous week for 19 selected states and the United States.

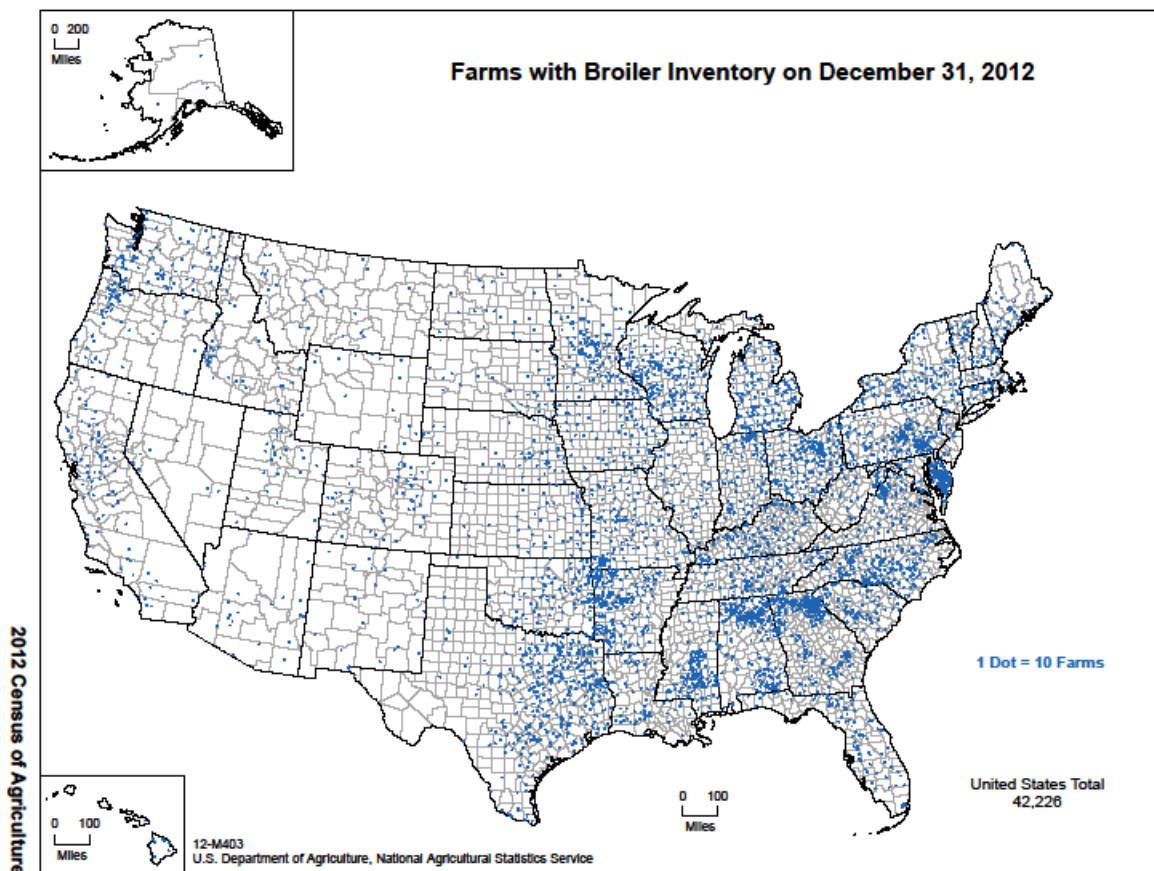
County-level poultry data are available from the Census of Agriculture:

- County data from the 2012 Census of Agriculture are found at [www.agcensus.usda.gov/Publications/2012/Full\\_Report/Census\\_by\\_State](http://www.agcensus.usda.gov/Publications/2012/Full_Report/Census_by_State).

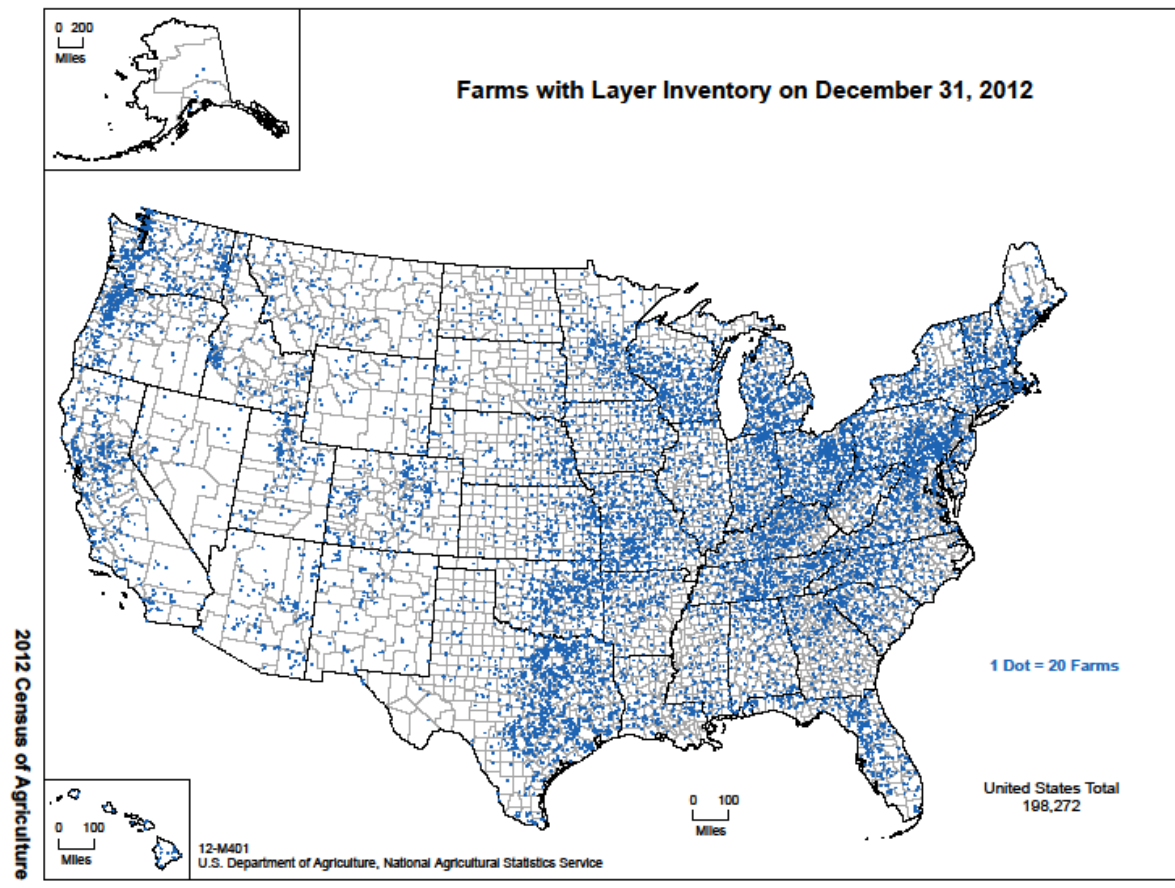
Outlook Reports:

- The USDA Economic Research Service (ERS) publishes the [\*Livestock, Dairy, and Poultry Outlook\*](#) on a monthly schedule, which analyzes economic impacts of events and outlook based on projections from USDA's [\*World Agricultural Supply and Demand Estimates\*](#) report for beef, pork, lamb, poultry, eggs, and dairy production and trade.

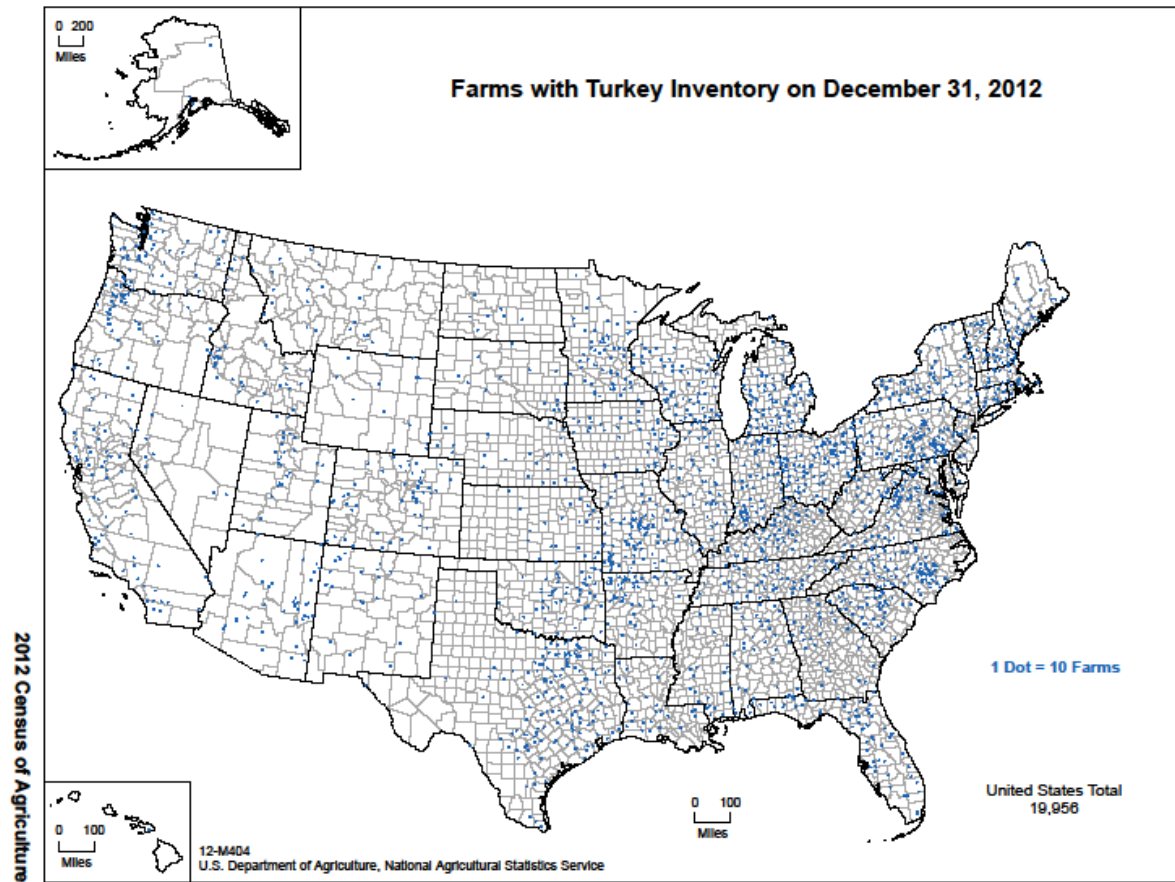
### ADDITIONAL POULTRY MAPS (2012 Census of Agriculture)



Download: [High resolution PDF](#) | [GIF](#)



Download: [High resolution PDF](#) | [GIF](#)



Download: [High resolution PDF](#) | [GIF](#)

#